


1 FREQUENT ISSUES




Blinded
Manual
Screen



Plugged
Submersible
Pumps



Clogged up
Fine
Screens



Plugged
Aeration
Equipment



Rags
on grease
removers

2 THE SOLUTION: THE VERTICAL AUTOMATIC BAR SCREEN



KEY BENEFITS:

- Protection of submersible pumps
- Relieves the waste water treatment process.
- No extra space required compared to a manual screen.
- Easily retrofits into existing pump stations.
- Waste discharged directly into a container.
- Installed directly against the effluent inlet, on the pump station wall (circular or straight).
- Easy access for maintenance. All mechanical parts serviced from above grade.



3 INSTALLATION

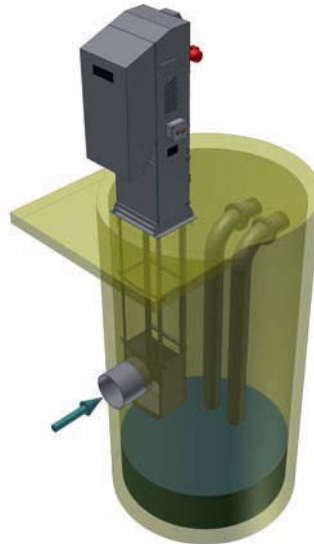
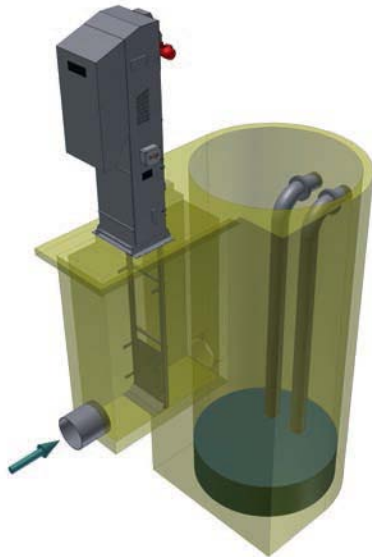
Usual Installation
ahead of the
Pump Station



FB PROCÉDÉS
WASTEWATER SCREENS



Installation
directly into
the Pump Station




4 OPTIONS AVAILABLE



Manual Screen
In case of power
failure



Isolation Panels
Retains the floating solids
before the screen in case
of high water levels



Lateral Feeding
To shift the
screen from
the effluent
inlet.



Draining Trap Door
Allows, if necessary,
the draining from
the screen bottom

Stainless Steel Frame
To fix the
automatic Bar
Screen on a
HDPE station

